

# VILLAGE ADDICTS GAZETTE


## MEETING HIGHLIGHTS

April 5, 2008


The meeting was called to order by Co-President Claudette Fillet. New members Tom and Carol Berry were introduced. Tom and Carol collect North Pole and Dickens' Village. Welcome to Tom and Carol.

Assistant Treasurer Stan Higgins presented the Treasurer's Report. In order to have the Club's bank account in the name of the Club, we changed banks and are obtaining a Federal Tax ID number from the IRS. The Club spent \$1,200 to purchase raffle items.

Stan showed us 3 of the new Dept 56 releases: CIC "New American Diner" - very colorful;



limited edition CIC "The Royal Ballroom" with an interior scene and a dance floor with moving dancers on the upper terrace; and DV "Canton Oriental Tea" a charming building.



Stan demonstrated the D56 converters to use the remote control for retrofitted buildings using anywhere lighting. Every building requires reconfiguring with a converter and an anywhere lighting unit. The converters are tricky to install with the anywhere lighting unit. Stan suggested working with small tools and a magnetized screw driver on a black cloth. There was a lively discussion about what type of batteries to use in the anywhere lighting. Rayovac batteries are recommended by Dept 56.

The Club is planning a bus trip in late September, to Casual Living, Canterbury Gardens and CityLights.

Peggy Jauregui announced the new Club Rosters are available.

Judyth Rischall had NCC items for sale. She announced that 3-Ring binders with pictures of all D56 buildings will be available for \$60. Contact Judyth for more information.

Alita Rabe brought lots of accessories made by Jean and Lottie of Mini-Things in Gettysburg, PA [www.ourminithings.com](http://www.ourminithings.com). Lots of us bought lots of the accessories.

Myrna Richardson announced that she will be forced to step down as *Gazette* editor after the May/June issue, and a new editor is needed asap. Myrna thanked David Vaccarro for the great photos used in the *Gazette*.

Bob Gross demonstrated how to make stone walls and risers, and Cora Smith demonstrated how to make sparkle trees from old sisal trees.

Jim Ponce, Dept 56 Rep, will be at the June meeting. Bud Arntzen and Margaret Richenbach presented Make 'N Take ideas for the August meeting. We will be making decorated Sisal trees, so start saving very small ornaments!

**Margaret Reichenbach**  
Acting Secretary

**Door Prizes**

Prize

Mark Roberts "Fairy of the Forest"  
DV - Bringing Christmas Cheer to Queens Port  
SV - Listening to a Summer Concert  
NP - Sewing the Stars & Stripes  
DV - Victorian Perfumer  
Grab Bag  
Grab Bag  
Grab Bag  
Village Delights Magazine  
Mold for Rock Fence made by Bob Gross

Winner

Margaret Reichenbach  
Pat Campbell  
Joe Egizi  
Joe Egizi  
Sharen Shapiro  
Ethel Higgins  
Sharen Shapiro  
Jackie Eckenberg  
Pat Campbell  
Pat Campbell

**Raffle**

Prize

NEV - Woodbridge Post Office  
NEV - Van Guilder's Iron Works  
SV - Christmas Crafts Cottage  
Mark Roberts - "Jolly Old Fairy"  
Chocolate House made by Cora Smith  
Chocolate House made by Cora Smith

Winner

Paula Vaccaro  
David Vaccaro  
Jo Ann Lundgren  
Bud Arntzen  
Alita Rabe  
Bud Arntzen

**Please remember to bring food items to the meeting  
Deposit in the YELLOW Deacon's Barrel  
for the homeless who are served by the  
Hollywood Presbyterian Church**

**CASH CONTRIBUTIONS WILL BE ACCEPTED BY RED OR CAROLE AT THE  
MEETING AND FOOD ITEMS WILL BE PURCHASED WITH YOUR  
DONATION.**

**In Memoriam  
Mr. Pat Harmon**

Longtime VAA member George "Mr. Pat" Harmon passed away on April 9, 2008 after a long bout of pneumonia. "The Pats" are well known to many VAA Members for their delightful open houses, featuring New England and Dickens' Village, and Halloween Village displays, done with daughter Kimberly. It was always fun to visit with Mr. Pat at the open houses. Our sincere sympathy to Mrs. Pat, Kimberly and the Harmon family.

**SUNSHINE REPORT**

Carole Collard is recovering from double knee replacement surgery. We hope that Carole and Red will be joining us soon for monthly meetings.

Please hold all emails to Chic and Jo Ann Lundgren until Mid-June. They will be traveling in Europe, then visiting family all around the U.S., including a grandson's wedding in Florida.

**2008 Calendar**  
**VAA Events**

June 7	Meeting Dept 56 Rep Jim Ponce will discuss new products
Aug 2	Make 'N take Workshop & VAA election
Sept 27	VAA's Bus Trip to Casual Living, Canterberry Gardens City Lights
Oct 6	Halloween meeting VAA's Birthday Party
TBA	Haloween Tours of Homes
Nov 29	Build Display at Ronald McDonald House
Dec 6	Holiday Party
TBA	Holiday Tours of Homes

2008 NATIONAL  
NCC DEPT 56 CONVENTION  
June 26-29, 2008  
Bloomington, MN  
Contact Judyth for information

**HOW TO CONTACT US**

Co-Prez - <b>Claudette Fillet</b>	818/990-1045 <a href="mailto:clo4755@aol.com">clo4755@aol.com</a>
Co-Prez - <b>Joan Ireland</b>	818/884-4601
Secretary - Open	
Treasurer - <b>Jo Ann Inouye</b>	818/341-6090
<b>Asst Treasurer - Stan Higgins</b>	818/892-5100 <a href="mailto:squekey@verizon.com">squekey@verizon.com</a>
Gazette Editor - <b>Myrna Richardson</b>	818.781-1616 <a href="mailto:mrrvaa@pacbell.net">mrrvaa@pacbell.net</a>
New Products - <b>Alita Rabe</b>	562/928-1584 <a href="mailto:Atilahon1@aol.com">Atilahon1@aol.com</a>
RMCD House - <b>Cora &amp; Frank Smith</b>	818/343-7075 <a href="mailto:northpoleplanner@socal.rr.com">northpoleplanner@socal.rr.com</a>
Membership & Sunshine <b>Peggy Jauregui</b>	818/763-3096
NCC Rep - <b>Judyth Rischall</b>	818/591-1398 <a href="mailto:garischall@pobox.com">garischall@pobox.com</a>
Tours of Homes - <b>Stan Higgins</b>	818/892-5100 <a href="mailto:squekey@verizon.com">squekey@verizon.com</a>
Historian, Photographer Inventory & Storage - <b>Bud Arntzen</b>	818/881-5631

AND WE'RE OFF -  
to the National D56 Convention  
NCC Comes Home to Dept 56

The first National D56 Convention will be June 26-29, 2008 in Bloomington, Minnesota. Club members who will be going include Frank & Cora Smith, Judyth Rischall, Alita Rabe, Myrna Richardson, Glenda Biersbach, Ridi and Jan Lauritzen and Jill Bonino. We're looking forward to a busy weekend visiting with old friends, making new friends, visiting vendors and shopping at the Convention Showroom and at the Dept 56 Retail Store at the Mall of America. We will be touring Tiny Town and Stillwater on Thursday, June 26, visiting the Dept 56 Showroom on Sunday, June 29. There are 3 event pieces, created specially for the Convention, which must be pre-ordered and picked up at the Convention (shown in the Jan-Feb Gazette). We're looking forward to a memorable time! Visit the Convention's website at [www.ncc2008convention.com](http://www.ncc2008convention.com)

Myrna Richardson

## INTRODUCING THE "NCC PIN TRADERS SHOP"


The NCC is proud to present its tenth NCC member exclusive Department 56 piece, "NCC Traders Pin Shop". The piece is done in a matte finish and is perfect to display with your personal pin collection. The cost is \$50.00 plus \$6.00 shipping. There is a limit of two (2) buildings per member. Members may go to the NCC website, [www.ncc56.com](http://www.ncc56.com), to see different views of this new exclusive house.

Anyone attending the NCC Convention in June can purchase the "NCC Traders Pin Shop" for \$50.00 plus tax in the NCC room. You'll be able to have the new piece signed by a favorite Department 56 artist or speaker.

Those not attending the convention can do a club order through VAA. After the convention these orders will be shipped to me.

I'll have the individual order forms at the June meeting. If you have any questions, please call me.

Judyth Rischall  
NCC Rep



## CASUAL LIVING CHRISTMAS STORE

1036 North E Street  
San Bernardino, CA  
(909) 888-8053

**ALL ACCESSORIES  
DISPLAYED**

**LOTS OF RETIRED PIECES**

**GREAT DISPLAY IDEAS!**

All D56 Villages

Halloween Display

New & Retired D56

D56 Gift Items

Snowbabies

Great Selection of Accessories, Trees and  
Ground covers

*VAA's*  
**FUN TRIP**  
 TO  
**CASUAL LIVING**  
**CANTERBURY GARDENS**  
 &  
**CITY LIGHTS**  
*Saturday, September 27, 2008*

**The Bus**

<i>Leaves from Flyaway</i> .....	<b>8:00 AM</b>
<i>7610 Woodley Ave., Van Nuys in front of the short term parking on Woodley Ave. Parking all day in an enclosed structure for \$4.00</i>	
<i>Arrives at Casual Living</i> .....	<b>9:00 AM</b>
<i>Leaves Casual Living</i> .....	<b>10:30 AM</b>
<i>Arrives at Canterbury Gardens</i> .....	<b>11:30 PM</b>
<i>Leaves at Canterbury Gardens</i> .....	<b>1:00 PM</b>
<i>Arrives at City Lights</i> .....	<b>1:30 PM</b>
<i>Leaves City Lights</i> .....	<b>4:00 PM</b>
<i>Arrives/Leaves Casual Living</i> .....	<b>5:30 PM</b>
<i>Arrives at Flyaway</i> .....	<b>6:30 PM</b>

**Price: \$ 35.00** per person for Flyway/Flyway

**Price: \$ 30.00** per person for Casual Living/Casual Living

**For Reservations Contact:**

**Stan Higgins**

**Phone (818) 892-5100**

**Deadline for reservation and payment the August Meeting(August 2, 2008)**

**Make checks payable to VAA**

Reprinted with permission from Village Views, March 2008, published by the San Diego 56'ers


# Collectively Speaking

...BY BOB DALLOW

Onward, ever onward we go in our review of the new pieces in this year's villages. This month we'll take a look

at both **Dickens' Village** and **Christmas in the City**. With deference to age, we'll begin our trip in Merrie Olde England.

There are six new Dickens' buildings and eight new accessories. As has become the rule lately, each of the new buildings has a corresponding accessory. Therefore let's start with the "disconnected" accessories and get them out of the way. Every village gets a new sign. Veteran collectors don't need them, but newcomers are probably pleased, and they certainly are significant improvements over their predecessors. In this case a multi-colored brick wall supports the sign which has a small green evergreen attached to one side. The other accessory not directly related to a building is *Skating Couple*. The formally dressed animated twosome spins on small rink.



*Barrow Manor* (left) is a limited edition of 10,000 pieces. It is also a set of 2. In addition to the manor, there is a non-working porcelain fountain surrounded by topiary. The manor, which is a two story stone building with a red-tiled roof and double chimneys, drew its name from the maiden name of Charles Dickens' mother. An outdoor porch extends from the second floor. The coordinating accessory, *To The Manor Born*, features a well-to-do couple in their finery pushing a small sled which contains the heir apparent.

Next is *Peale's Bell Casting*, a rural building which has a firing hearth on the outside of the building. Bells adorn the walls, and a large pair of them is suspended from a second story winch to hoist them. A craftsman is depicted in the accessory *Finishing The Christmas Bell*.

Animation characterizes *Wilkenson & Kidd Saddlery* where a girl tests her saddle by riding her horse in a small circle. The owners' names are those of 1800 English saddle makers. The building is rather unusual in that it has a peaked roof to the left, and a traditional one on the main portion of the building. *Master & Apprentice* shows a young boy standing nearby while the craftsman works on his latest project.


*Wellbourn Bros. Lanterns* is accompanied by *Lanterns For Sale*, a street peddler offering lights to potential customers. The dab and waddle style architecture of the building also features distinctive awnings. Lanterns of various styles are visible, and the outside ones are LED lit.

A scrivener is a recorder of deeds and legal documents whose services were very necessary before Xerox entered our lives. *Ye Royal Scrivener* is pictured with his documents at a post box. The building, *Walter Key, Scrivener* is a brightly colored upscale three story structure.

Welcome to Chinatown! *Canton Tea Trading* is a uniquely designed Asian building with a bright red pagoda doorway. Ceramic lions and red lanterns add to the building's atmosphere. An authentically dressed woman serves tea to an English gent from her cart in *Tea Time*.

As we turn our attention to the **City**, we encounter four new buildings and five accessories. Once again, the "unrelated" accessory is a new sign. The modest brick sign with a tree and lantern is attractive but not necessary. There are already more signs than fire trucks.

*The Regal Ballroom* (right) is a collectors' edition limited edition of 7,000. The larger ground floor supports an upper story and a large balcony on which animated figures dance and move around. It is an imposing building made of stone with ornate carvings. A banner proclaims that the facility is hosting the "56<sup>th</sup> Annual Charity Ball." What a coincidence! *A Shot For Your Fans Please* depicts a member of the paparazzi greeting a regally attired couple. It is reminiscent of 1997's *Big Smile For The Camera*.



An interior scene depicts a grand piano in *Hammerstein Piano Co.*, but this is not the most eye-catching piano. Suspended from a hoist, another piano is being lifted to the top of the three story building. Made of brick it is an impressive structure. The seemingly unrelated accessory is *Bucket Lunch*, a man with lunchbox and thermos enjoying his noon repast. Hopefully, he'll opt to sit other than under the suspended piano.

*American Diner* is a great addition to the City. It certainly fills a void that has existed. It has a highly detailed complete lit interior scene. This prefabricated replica of 1930s diners is, according to its sign, air conditioned. In an effort to attract business, a billboard man attempts to convince a young customer of the value of *Free Soda For You*.

The final new City piece is not truly new. *Ferrara Bakery & Café* was an early release last fall to Fortunoff in New York. It is a representation of the New York bakery, a delight for cheesecake lovers since 1892. Made entirely of brick with lighted interior scenes and fire escapes, it will enhance city streets. *Ferrara Bakery Cart* can be stationed outside the building for customers as they sprint to the nearby subway lines.

**GREEN THUMB & GREEN ARROW NURSERIES  
CHRISTMAS COLLECTIBLES**

<p>CANOGA PARK 21812 SHERMAN WAY (818) 340-6400 ext 6</p> <p>EL TORO 23782 BRIDGER RD (949) 837-3040 ext 22</p> <p>SANTA CLARITA 23734 N SAN FERNANDO RD (818) 365-0013</p>	<p>NORTH HILLS 8845 SEPULVEDA BLVD (818) 894-8301</p> <p>VENTURA 1899 VICTORIA AVE (805) 642-8517</p> <p>SAN MARCOS 1019 SAN MARCOS BLVD (760) 744-3822</p>
---	---

**Please mention Village Addicts when you shop at a Green Thumb/Arrow store**

Reprinted with permission from Village Views, April 2008, published by the San Diego 56'ers

Gazette Editor's Note: This completes the write-up of the 2007 releases.  
Bob's profile of the 2008 mid-year releases will be in the July-August Gazette

# Collectively Speaking

...BY BOB DALLOW

It's time to wrap up our tour of new village pieces. This month we'll complete the trip with a stop in Snow Village

followed by a quick overview of the General Village Accessories. But – in reality – the journey isn't quite over yet. There's more! Next month is May, and that means we'll be looking at the midyear additions, a minimal list compared to the winter releases, but it's one more thing for you and your Visa card balance to anticipate.

*Snow Village* introduces nine new buildings and eleven accessories. As has been the trend in each of the villages, there are new signs, and almost every building has an accessory specifically intended to coordinate with it. Let's begin with the three accessories that are not so designated. The new sign is a stone wall with the slogan "Our Town – Make It Yours" with a bluebird atop the wall, and a pine tree growing next to it. A second entrance is the opening to Snow Village's garish neighborhood – the *Christmas Lane Lit Gate*. Lit Christmas trees are at each end of a garland-decorated white picket fence which has an archway in its center. The annual *Santa Comes to Town* accessory features Santa holding a puppy aloft while a little girl and the pup's mother look on.

Speaking of Christmas Lane, there is a new building – *The Gingerbread House*; three large gingerbread men are arrayed on the ground in front of the building. A miniature one appears on the roof, and all the shutters have gingerbread cutouts in them. A stone chimney dominates the front of the building, which is also adorned by lighted lawn candles. The corresponding accessory is *Ginger's House*. Ginger is the family dog, and her "house" has lights on the roof, a large gingerbread man near the door, and shutter cutouts as well.

*Sam's Butcher Shop* is the only building without a designated accessory. It is a single story building with large windows on both sides of the central door. Interior signs are visible inside the shop which proclaims "Choice Beef" and "Best Veal." If you're looking for a good vintage to accompany your steak, the red at *Chateau Valley Winery* (left) would be an excellent selection. The Spanish architecture building has no snow on the roof. Champagne testing takes place on the upper balcony of the triangular structure, and wine tasting occurs on the patio. *Ready For Picking* is an elderly farmer with grapes in his cart. His feet are obscured, so it is not possible to see whether they are purple or not.




If you prefer to have a malt product with your meal, stop in at *Yuengling Tavern* which manufactures beer of the same name. Located in Pennsylvania, it is the oldest continuously owned family brewery in the nation, beginning in 1829. A beer garden at the side of the building is under a towering replica of the company's beer can. This will make an excellent corner piece in your village. The accessory, *The Yeungling Champs* hold aloft the trophy the brewery sponsored team won.

*Frost University* provides the first higher education opportunities for residents of the ceramic village. A white brick building, festooned with holiday decorations, its slogan "Education" (not particularly clever) appears over the second story windows. This is a limited edition of 12,000 pieces. The accessory *Homework Can't Wait* depicts a jock engrossed in his studies although he would rather be at practice. A determined teacher helps him to set his priorities.

A giant lit sign of a pink flamingo is half of the two piece set *The Flamingo Motel*. The motel itself is a small one story building with only two rooms visible from the front. The related accessory *Over The Threshold* depicts a young groom carrying his equally young bride into their motel room. A few years later as their family grows, their offspring can go to *Little Sunshine Daycare*, a small green house that has obviously been converted to a business. An example of the young population is seen in *Nursery School Outing* where a teacher takes four of her charges for a sled ride.

The trailer park is growing! In 2003, Department 56 introduced *Lot 56, Christmas Court*, a structure that has appeared innumerable times in at least one display. They now have neighbors as *Lot 57* has arrived. The new release has lit greenery and garlands and looks less like a vehicle for the road than does its predecessor. If you're building a mini community, it obviously needs a sign. *Welcome to Christmas Court* announces your arrival at your destination. A child stands next to the sign with its red bows.

Finally the Fall Harvest Subseries has a new building and a new accessory. These pieces could appear in an autumn scene, or they might be incorporated into Halloween displays. *Scarecrow Harvest Festival* (right) and *His Name Will Be Pumpkinhead* are replete with pumpkins, scarecrows, and fall leaves. The building can't seem to make up its mind as to whether it is a house or a barn. It does have an attractive interior sign featuring autumn items for sale.



### **GENERAL VILLAGE ACCESSORIES:**

*Animated Pieces (1)* – New Animated Skating Pond

*General Pieces (14)* – Lit Acrylic Yard Decorations, Snowman Watertower, Village Straight Fence [S/6], Village Steps, Village Holiday Boughs [S/12], Potted Spruce Tops [S/4], Potted Poinsettias [S/4], Village Post Box, Village Metal Mail Boxes [S/4], Village Stop Signs [S/2], Village Parking Meters [S/4], Paws and Refresh, Real Plastic Snow, Slate Stone Corners [S/8]

*Lights (5)* – Fifty-Six Street Lights [S/2], Santa Street Lights [S/2], Village Main Street Stoplights [S/2], Village Corner Stoplights [S/2], Holiday Street Lamps [S/2]

*Trees (7)* – First Frost Trees [S/3], Lit Tinsel Trees – White, Finial Trees [S/2], Frosted Sisal Trees, Large [S/2] – 14" & 16", Frosted Sisal Tree – 22", Wintergreen Trees [S/3] – 6", 8", & 10", Classic Tinsel Trees – Bright Green [S/3]

**Bring your unwanted buildings and accessories to  
the meeting for sale at the Member's Table.**

# Announcing Dept 56 Mid Year Releases

Dept 56 has announced its Mid-Year Releases, which will be available this fall. There is something for everyone and every village. Hear all about the Mid Year Releases at VAA's June meeting. VAA Rep Jim Ponce will have information about the complete line of Mid-Year Releases, and will also have some of the buildings, if available.

**HELP WANTED!  
GREAT BENEFITS  
JOB SECURITY**

**VAA NEEDS YOU!**

The Club needs someone to help out with the *Gazette*, which is our primary method of communication. As announced previously, this will be my last edition of the *Gazette* as editor.

The job of *Gazette* editor includes close communication with the co-presidents about the meetings and with the committee chairs about Club activities. The editor keeps in touch with Stan Higgins about the Tours of Homes and bus trips. As a bonus, the editor communicates with editors of other club's newsletters, keeps up with NCC activities, learns about new vendors and products, and communicates with Dept 56 about new products and new releases. It's a lot of fun and a great way to learn about new products and new display ideas.

If you have a computer (it doesn't have to be new or fancy; I'm still working in WordPerfect!) and if you can free up about eight hours every two months, please contact Claudette, Joan or me about helping out with the *Gazette*. Thank you!

**ITS NOT TO EARLY TO  
START TO SAVE "STUFF"  
FOR VAA'S 2009 WHITE  
ELEPHANT SALE**

Reprinted from the *North Shore Village News*,  
North Shore Village Association, Peabody, MA,  
editor Maddie Pimenta

### What is an Exclusive Piece?

Last year, the CIC Yuengling Tavern was listed as an exclusive piece for Boxcov's Department Store. However, now it is listed as a regular piece in the Dept 56 Catalogue and on the Dept 56 web site. So, what is an exclusive? Melinda Seeger of Department 56, said that exclusives are only available through specific sources, such as the Lakeside Collection or State Farm. The Tavern was an early release to local markets but then was added to Dept 56's regular line. It may take a bit longer to obtain the Tavern, but you won't have to go to Boscov's in the midwest. Another exclusive last year was the CIC Ferrara Bakery & Cafe, and which is now available in Dept 56's regular line.



**Don't forget to wear your Club Shirt  
and to bring a pot-luck dish.  
One Extra Door Prize Ticket given  
for wearing Club shirt and one extra  
Door Prize Ticket given for bringing  
a pot-luck dish.**

## **CORA'S GLITTER TREES**

Instructions to make the glitter trees demonstrated by Cora Smith at the April meeting:

### **Supplies:**

#### **Sisal Trees**

**Acrylic Water Based Craft Paint (JoAnn's, Michael's, WalMart) 2 oz. or 8 oz.**

**Craft Paint Brush (size #11, works best)**

**3M Super 77 Spray Adhesive (JoAnn's, Michael's, Art Supply)**

**Glitter (JoAnn's, Michael's, Art Supply)**

**Apron, or other cover up**

**Newspaper**

**Rubber gloves, optional**

**Small cup for water**

**Manila folder**

#### **Work outdoors**

**Trim trees with scissors if covered with sprayed on snow.**

**Be sure to put an apron on, paint will splatter as trees are painted.**

**Cover work surface with newspaper**

**Start at the top of tree with paint and push brush into interior of the tree and then outward. Continue until entire tree is painted, including the base (use only a little water, if paint is too thick. Too much water will cause the paint to run).**

**Paint all trees of one color at one time. Place trees on foil and hard surface to dry at least over night. Rinse brush thoroughly after each color.**

**Place manila folder on work surface, away from the area that you will be spraying the adhesive...Manila folder is used to collect excess glitter, so that it can be poured back into container for reuse.**

**Now you are ready to spray the trees with adhesive, one at a time (use tongs to hold the tree and rubber gloves to protect your fingers). **SPRAY OUTDOORS...**and spray over newspaper and away from the area that you will be sprinkling the glitter on the trees over the manila folder, if it will be done on the same day.**

**Immediately sprinkle glitter on the tree over the manila folder. Shake the tree a little over folder to get rid of the excess glitter. Pour excess glitter back into container. Try to do this on a non-windy day.**

**Let the glitter trees dry over night before placing in your village or for other decorative arrangements.**

**Have fun! Cora Smith**



**\*\*\* THE JUNE MEETING \*\*\***  
**Saturday, June 7, 2008 at 12:00 p.m.**


**First Presbyterian Church of Hollywood**  
**Upper Terrace Room**  
**on Yucca Ave., one half block east of Gower Street**  
**Hollywood, California**

**DEPT 56 REP JIM PONCE**  
**WILL TALK ABOUT THE NEW RELEASES**

**DON'T FORGET YOUR POT LUCK ITEM FOR OUR**  
**SCRUMPTIOUS POT LUCK LUNCH!**

**SEE YOU ON SATURDAY, June 7, 2008**

VILLAGE ADDICTS  
6857 Cedros Ave  
Van Nuys, CA 91405



**“We add to your addiction”**